

How should I care for my skin after a treatment?

You can enhance your procedure results with the personal derma roller model, which can be used on a daily basis in between your skin needling sessions and afterwards. Additionally, topical application of vitamin C and vitamin A will lead to a dramatic acceleration of regenerative processes and consolidation of procedure results.

Micro skin needling prices

1 treatment \$220.00

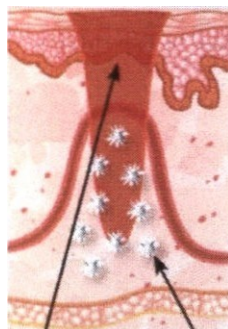
Inclusions: Topical anaesthetic cream, needling procedure, complimentary omnilux treatment to achieve maximum results, application of ASAP vitamin A and C serums and a gold collagen mask.

Packages

3 treatments \$500.00

Inclusions: Topical anaesthetic cream, needling procedure, complimentary omnilux treatment to achieve maximum results, application of ASAP vitamin A and C serums and a gold collagen mask and a home rolling kit.

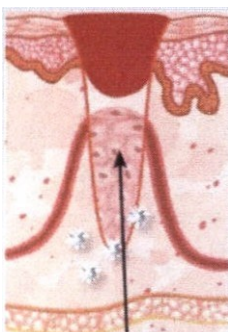
After the completion of 3 treatments a single treatment is **\$180.00**



Insertion point platelets

1. Inflammatory phase (1-5 days)

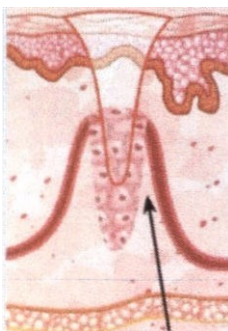
Redness occurs, platelets form to prevent further bleeding and commence the release of growth factors.



Collagen and fibronectin production

2. Proliferative phase (2-21 days)

Increased fibroblast activity stimulates collagen and fibronectin creating more elasticity in the dermal layer. New blood vessels are formed.



Dermal layer continues to be stimulated due to wound healing response.

3. Remodelling phase (3 weeks to 2 years)

Collagen is remodelled and realigned creating a more plump dermis. Scar tissue is flattened, epidermal layer becomes more dense.



Micro Skin Needling

Ph: 02 64951369

**Merimbula Medical Centre
77 Merimbula Drive, Merimbula NSW 2548**

admin@merimbulamedicalcentre.com.au

www.merimbulamedicalcentre.com.au

Micro skin needling treats the following areas:

- Wrinkles and lines
- Scaring
- Enlarged pores
- Cellulite
- Stretch marks
- Lack of skin firmness and elasticity
- Acne and chicken pox scars
- Sun damage
- Under-eye bags

What is micro skin needling?

Skin needling is the latest skin renewal technique to restore the healthy youthful appearance of your skin with minimal downtime at a small price.

Skin needling produces similar results to dermabrasion, lasers and deep chemical peels, but is much less invasive and does not require the removal of the epidermis. As a result the healing time is significantly shorter and there is no post treatment skin sensitivity to UV light.

Skin needling is also one of the few skin therapies that are suitable for treating all skin types, including ethnic skin, and which can be used to treat fragile skin around the eyes, mouth and neck.

How does it work?

The concept of skin needling (also known as collagen induction therapy) is based on the skins natural ability to repair itself whenever it encounters physical damage such as cuts, burns and other abrasions. Immediately after an injury occurs to the skin our body reuses the damaged collagen and elastin fibres as well as other damaged skin components to produce new ones. Skin needling allows for controlled induction of skins self repair mechanism by creating micro-injuries in the skin which trigger new collagen synthesis, yet does not pose the risk of permanent scarring. The result is smoother, firmer and younger looking skin.

How is the treatment administered?

Skin needling procedures are performed in a very safe and accurate manner with the use of sterile single use stainless steel and/or titanium derma roller. The procedure is normally completed within 30-45 minutes.

Before the procedure commences a topical anaesthetic or local block will be applied to your skin to ensure your comfort and pain-less experience. After the skin is numbed, the therapist will gently roll the titanium derma roller over your skin to puncture the outermost layers of the skin and create minuscule sub cutaneous injuries. These microscopic wounds stimulate new collagen deposition which may last up to a year, yet they close within less than an hour.

How will I look immediately after the treatment?

After the procedure your skin will be red and flushed in appearance in a similar way as moderate sunburn. You will also experience skin tightness and mild sensitivity to touch. This will diminish greatly after a few hours following treatments and within the next 48 hours your skin will be completely healed. After 5 days there is barely any evidence that the procedure has taken place.

The length of the downtime and recovery time depends on the microneedle size used for your treatment. You will be informed about your predicted post treatment appearance during the consultation.

How quickly will I see results?

Visible signs of skin rejuvenation are seen after just 6-8 weeks following procedure and continue for up to a year. A course of three, at 6-8 week intervals is recommended to achieve optimum results; however you will notice great skin improvement after just one treatment.

Before

After

